

Technical Parameter

Unit	SWF50		SWF100	
Max Capacity (lb, kg)	110	50	220	100
Cylinder Diameter (ins, mm)	36	914	48	1219
Cylinder Depth (ins, mm)	29	740	32	816
Cylinder Volume (cu.ft, L)	17.1	485	33.5	952
Motor (hp, kw)	10	7.4	20	14.9
Wash Speed (rpm)	38-43		30-38	
Distribution (rpm)	65		66	
Max Extract (rpm)	765		664	
Max Extract G Forces (G)	300		300	
Drain Valve (ins, mm)	3	76	4	102
Inlet Connection (ins, mm)	3/4	19.1	1-1/2	38
Steam Fittings (ins, mm)	3/4	19.1	1	25.4
Compressed Air Fittings (ins, mm)	1/4	6	1/4	6
Overall Width (ins, mm)	49.41	1255	70.08	1780
Overall Depth (ins, mm)	70.47	1790	79.61	2022
Overall Height (ins, mm)	72.05	1830	90.55	2300
Net weight (lb, kg)	3527	1600	6393	2900

融汇全球专业洗衣
为您创造卓越

TEXTILE CARE SOLUTIONS
THAT WORK FOR YOU



Multimatic Washer Extractor



Multimatic Washer Extractor




Built on a sturdy and reliable frame structure, providing the foundation for its extended service life and exceptional performance, making every wash safe, quiet and effortless.

Inner Drum



- Inner drum is made of grade 304 stainless steel with sand polished, free from sharp edges.
- Superior inner drum perforation pattern provides greater open area and allows for suspended soils to be rinsed away from linen quickly, saving valuable time and fresh water.



Front Door




- Large diameter front door to make loading and unloading easier and faster.
- Front door using air bag seal to provide the best sealing performance.



Safety Circuit



- Smart controller features universal protection devices to protect operators and equipment.



Bearing



- Tapered roller bearings are aligned in a rigid housing to ensure proper inner drum alignment.
- Using Finite Element Analysis to design the main shaft to guarantee the highest durability and best performance.



Rubber Spring



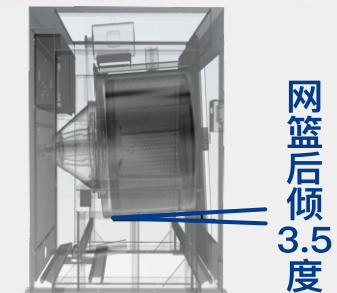
- 4 Point suspension system: USA imported 4 rubber springs are used to isolate vibration and resonance, and to deliver smooth operation and performance.



The Inclined Inner Drum



- The inclined inner drum design results linen could be evenly distributed inside the drum and hence with better washing quality.



网篮后倾3.5度

Trapezium Rib



- Three large trapezium ribs in inner drum to provides greater lifting action to the linens, with better mechanical action and washing quality.



Damper



- Using imported damper, durable and in silent operation.

